



Erasmus+



LICEUL SANITAR „ANTIM IVIREANU”
RÂMNICU VÂLCEA

The Classes on The Moon



Ref. No. 2021-1-R001-KA220-VET-000028172
27.02.2022 - 27.02.2024

The European Commission's support for the production of this publication does not constitute an endorsement of the contents, which reflect the views only of the authors, and the Commission cannot be held responsible for any use which may be made of the information contained therein

Let's talk about

Kahoot!



What is Kahoot!

- **Kahoot! is a digital learning platform that uses quiz-style games to help students learn by making the information engaging in a fun way.**
- **As one of the biggest names in quiz-based learning, it's impressive that Kahoot! still offers a free-to-use platform, which makes it highly accessible for teachers and students alike. It's also a helpful tool for a hybrid class that uses both digital and classroom-based learning.**




How Does it Work for Teachers

- **The cloud-based service will work on most devices via a web browser. That means this is accessible for students in class or at home using laptops, tablets and smartphones.**



- **Since the content is categorized, it makes targeting teaching age or ability-specific content easier for teachers -- helping to reach students at many levels.**

- **Kahoot!** is a cloud-based quiz platform that is ideal for students and teachers. Since the game-based platform allows you to create new quizzes from scratch, it's possible to be creative and offer bespoke learning options for students.



- **Kahoot! offers more than 40 million games already created that anyone can access, making it quick and easy to get started. Ideal for hybrid or distance learning, when time and resources are at a premium.**



- **Since Kahoot! is free, it simply requires an account to be created to get started. Students can use Kahoot! across most devices from any location with an internet connection.**



Imagini din timpul orelor



Let's learn together



- **Part 1: Play like a student.**
- **Part 2: Create your own Kahoot as a teacher!**

Part 1

Step by step:

- Search kahoot on your browser:
- Choose first option



Google kahoot

Toate Imagini Hărți Știri Videoclipuri Mai multe Instrumente

Aproximativ 18.800.000 rezultate (0,61 secunde)

Sfat: Căutați numai rezultate în limba **română**. Puteți specifica limba pentru căutare în Preferințe

https://kahoot.it

Kahoot!

Join a game of **kahoot** here. **Kahoot!** is a free game-based learning platform that makes it fun to learn – any subject, in any language, on any device, ...

Ați accesat această pagină de 2 ori. Ultima accesare: ...

https://kahoot.com Traducerea acestei pagini

Kahoot! | Learning games | Make learning awesome!

Kahoot! is a game-based learning platform that brings engagement and fun to 1+ billion players every year at school, at work, and at home. Sign up for free!

[Kahoot! app](#) · [Ways to play](#) · [Back-to-School with Kahoot!](#)

Ați accesat această pagină în data d. ...

https://kahoot.com › what-is-k... Traducerea acestei pagini

What is Kahoot! | How to play Kahoot!

Kahoot! is a game-based learning platform that makes it easy to create, share and play learning games or trivia quizzes in minutes.

https://play.google.com › store › apps › details › id=no....

Kahoot! Play & Create Quizzes – Aplicații pe Google Play




Play engaging quiz-based games (**kahoots**) at school, at home and at work, create your own **kahoots** and learn something new! **Kahoot!** brings the magic of ...

★★★★★ Evaluare: 4,7 · 520.843 de voturi · Gratuită · Android · Educațional

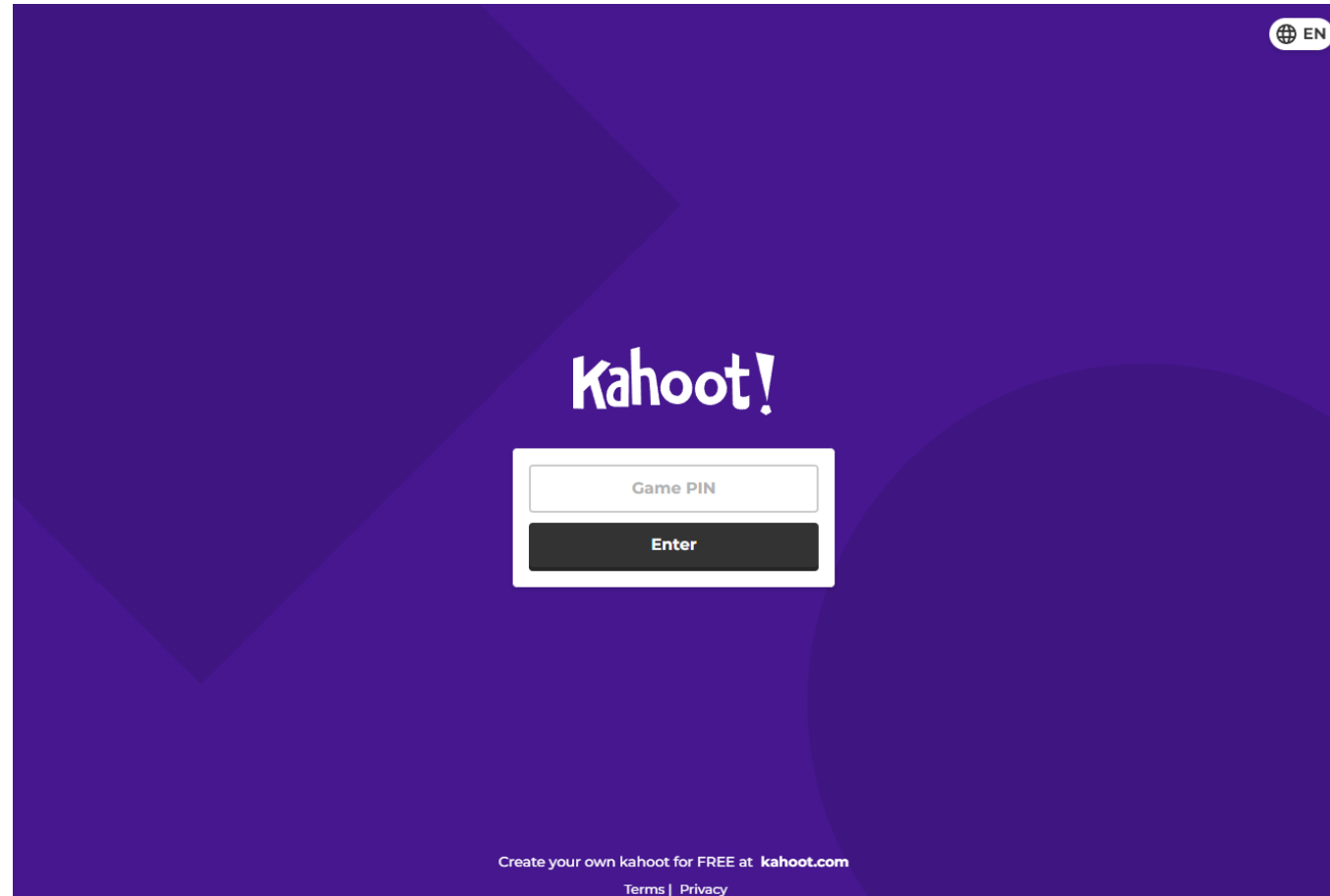
https://apps.apple.com › app Traducerea acestei pagini

Kahoot! Play & Create Quizzes 4+ - App Store

Play engaging quiz-based games (**kahoots**) at school, at home and at work, create your own **kahoots** and learn something new! **Kahoot!** brings the magic of learning



Open the page and Enter our PIN

The image shows the Kahoot! login page. It has a dark purple background with abstract geometric shapes. In the center, the Kahoot! logo is displayed in white. Below the logo is a white input field with the placeholder text "Game PIN" and a dark purple "Enter" button. In the top right corner, there is a globe icon and the text "EN". At the bottom, there is a link to "kahoot.com" and "Terms | Privacy".

EN

Kahoot!

Game PIN

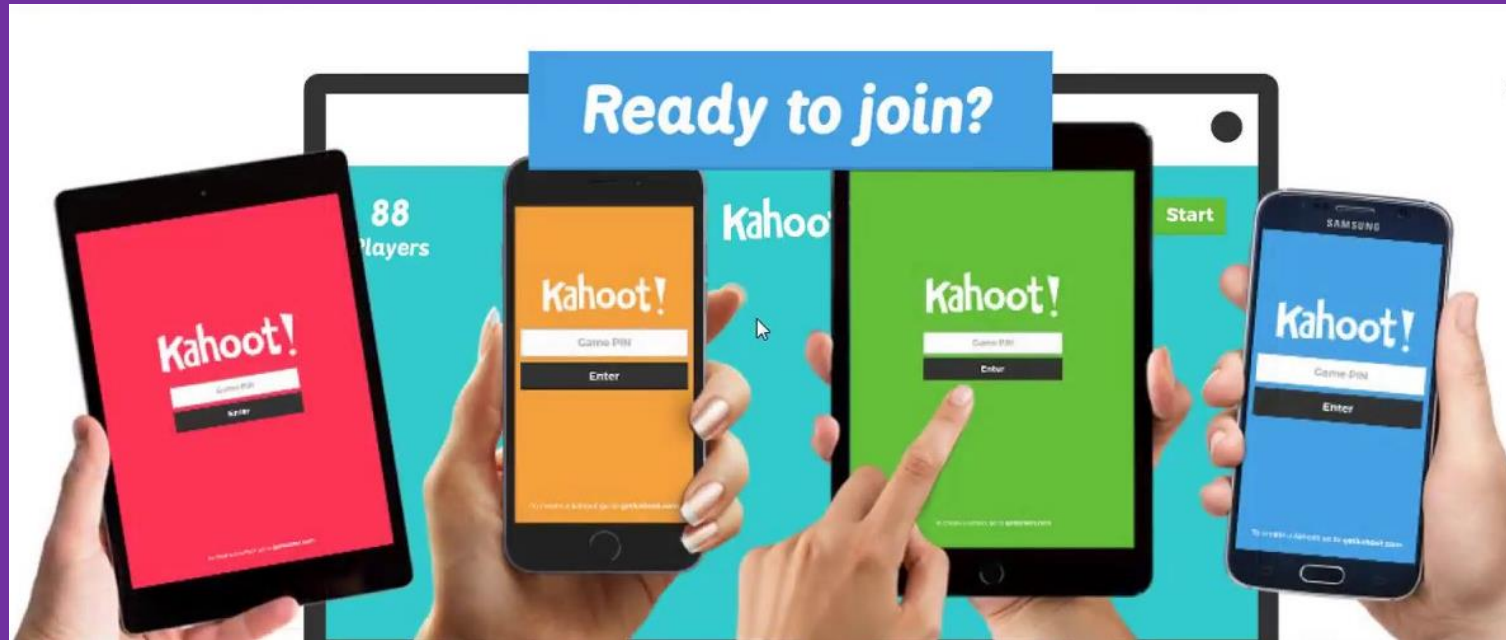
Enter

Create your own kahoot for FREE at kahoot.com

[Terms](#) | [Privacy](#)

PIN for our first Kahoot is:

Let's play!



Part 2

Step by step

- Create your account as a teacher
- Search „kahoot sign up”
- Choose the first option



kahoot sign up



[Toate](#) [Imagini](#) [Știri](#) [Videoclipuri](#) [Cărți](#) [Mai multe](#) [Instrumente](#)

Aproximativ 5.250.000 rezultate (0,49 secunde)

<https://create.kahoot.it/register> [Traducerea acestei pagini](#)

Create Kahoot

Nu există informații disponibile pentru această pagină.

Aflați de ce

<https://kahoot.com> [Traducerea acestei pagini](#)

Kahoot! | Learning games | Make learning awesome!

Kahoot! is a game-based learning platform that brings engagement and fun to 1+ billion players every year at school, at work, and at home. **Sign up** for free!

[Kahoot! app](#) · [Get ready for back-to-school...](#) · [Back-to-School with Kahoot!](#) · [Study](#)

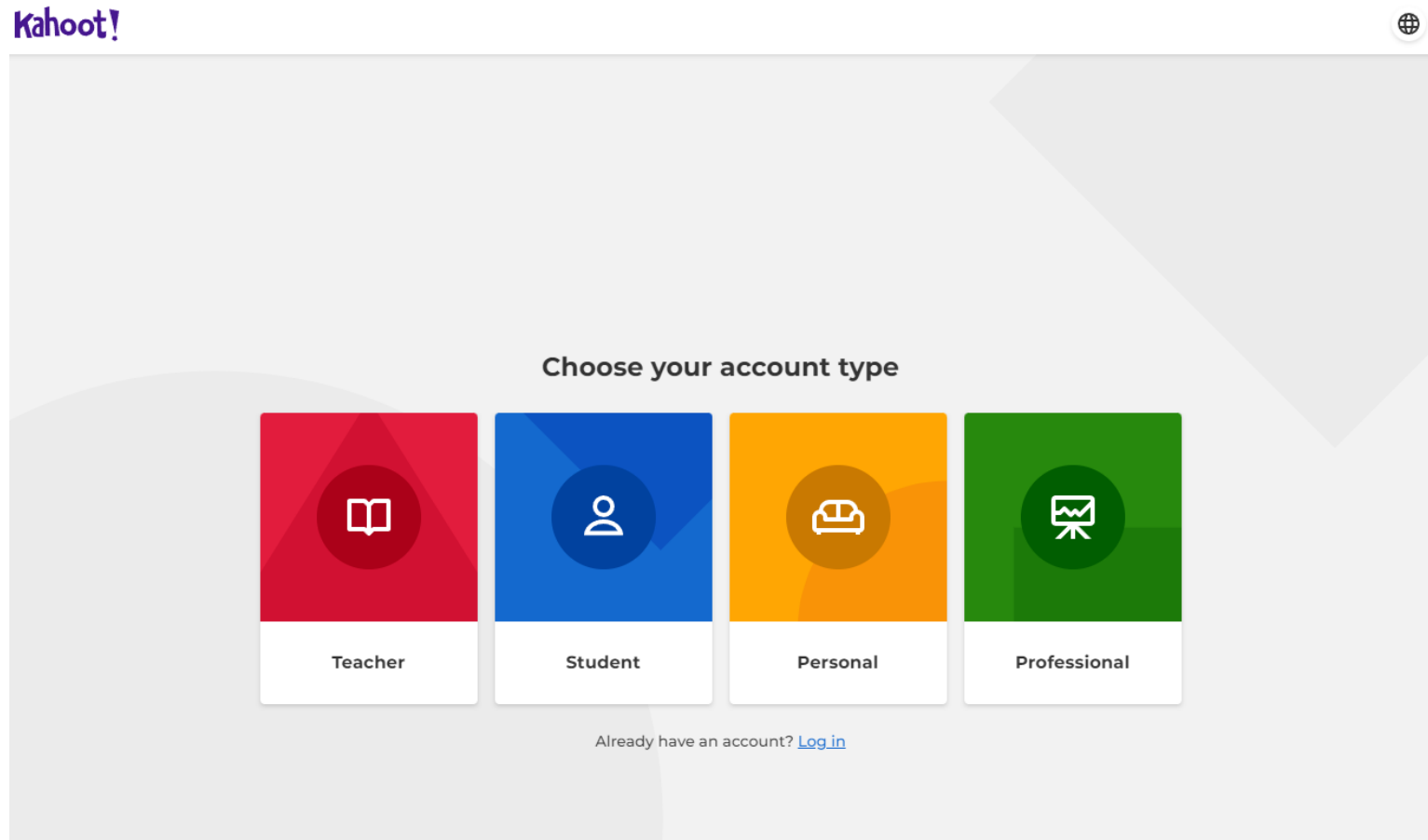
Ați accesat această pagină de 4 ori. Ultima accesare: 29.09.2022

<https://support.kahoot.com> > 1... [Traducerea acestei pagini](#)

How to create an account - Kahoot Support

17 sept. 2022 — You can get started at **kahoot.com** by clicking “**Sign up**” in the top-right of the screen. When creating an account, there are five stages ...


Select „Teacher”





Choose your workplace


[< Back](#)

Describe your workplace

 School

 Higher education

 School administration

 Business

Sign up with your email

- Or choose another method

Kahoot!

< Back

Create an account

Sign up with your email

Email

Password

Sign up

I wish to receive information, offers, recommendations, and updates from Kahoot!

or

Continue with Google

Continue with Microsoft

Continue with Apple

Continue with Clever

Already have an account? [Log in](#)

By signing up, you accept our [Terms and Conditions](#). Please read our [Privacy Policy](#) and [Children's Privacy Policy](#).

I understand that I can withdraw my consent at any time and the withdrawal will not affect the lawfulness of the consent before its withdrawal, as described in the Kahoot! [Privacy Policy](#).

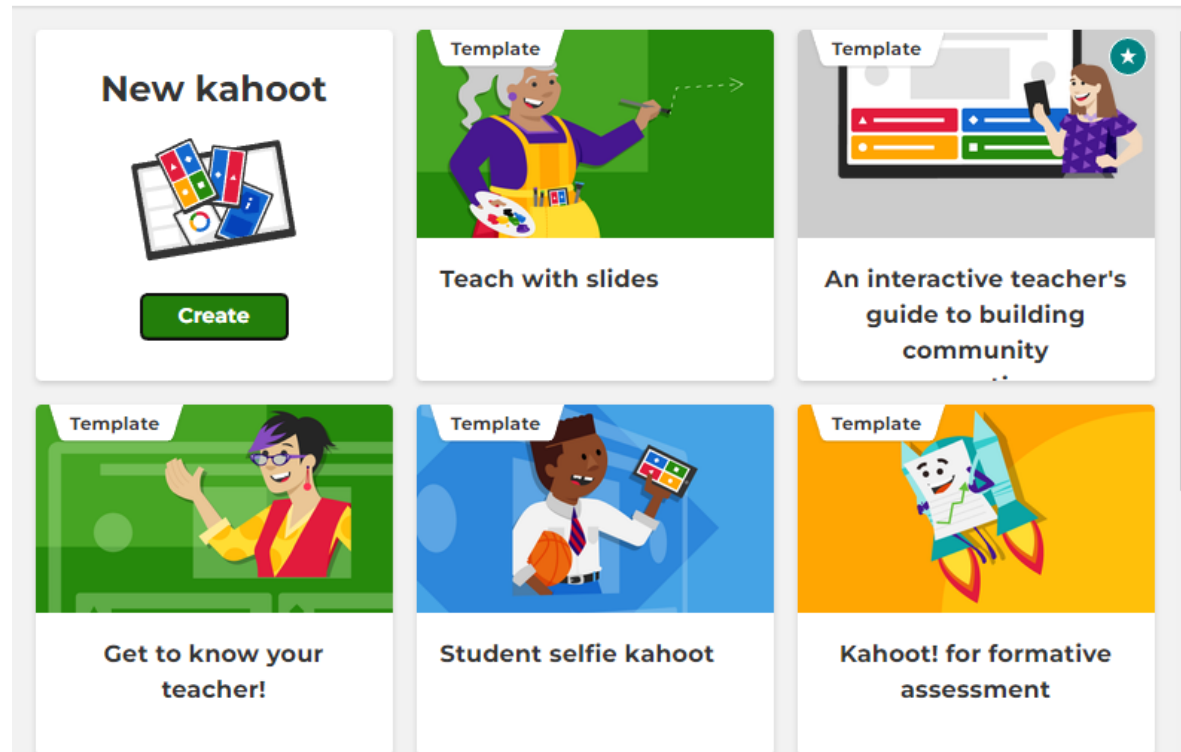
Let's create a Kahoot

- Press the “Create” button

The screenshot displays the Kahoot! homepage interface. At the top, there is a navigation bar with the Kahoot! logo and links for Home, Discover, Library, Reports, Groups, and Marketplace. A 'Learn more' button is visible in the top right corner. Below the navigation bar, the main content area is divided into several sections. On the left, there is a user profile for Gabriela Spiridon (gabi_herbel) with options to upgrade and add interests. The central area features a 'BACK TO SCHOOL' banner with a 25% discount offer and a 'Host a kahoot!' section with a 'Create a Kahoot' button. The right side shows 'My kahoots' with three items: 'Teoria colorilor' (6 Questions, 2 plays), 'The Classes on the Moon' (10 Questions, 0 plays), and 'Dragons' (3 Questions, 1 plays). At the bottom, there is a 'Courses' section with a 'Create course' button and a 'Latest reports' section showing a report for 'Teoria colorilor' from September 29, 2022.

Press the “Create” button again

Create a new kahoot



The screenshot displays a grid of six template options for creating a new Kahoot! quiz. Each option includes a colorful illustration and a title. The first option, 'New kahoot', features a laptop with colorful cards and a green 'Create' button. The other five options are marked as 'Template' and include illustrations of a teacher at a chalkboard, a teacher with a tablet, a teacher pointing at a screen, a student with a tablet, and a rocket ship.

Template	Image Description	Title
	Laptop with colorful cards	New kahoot
Template	Teacher at chalkboard	Teach with slides
Template	Teacher with tablet	An interactive teacher's guide to building community
Template	Teacher pointing at screen	Get to know your teacher!
Template	Student with tablet	Student selfie kahoot
Template	Rocket ship	Kahoot! for formative assessment

Close

And now, only imagination can limit you

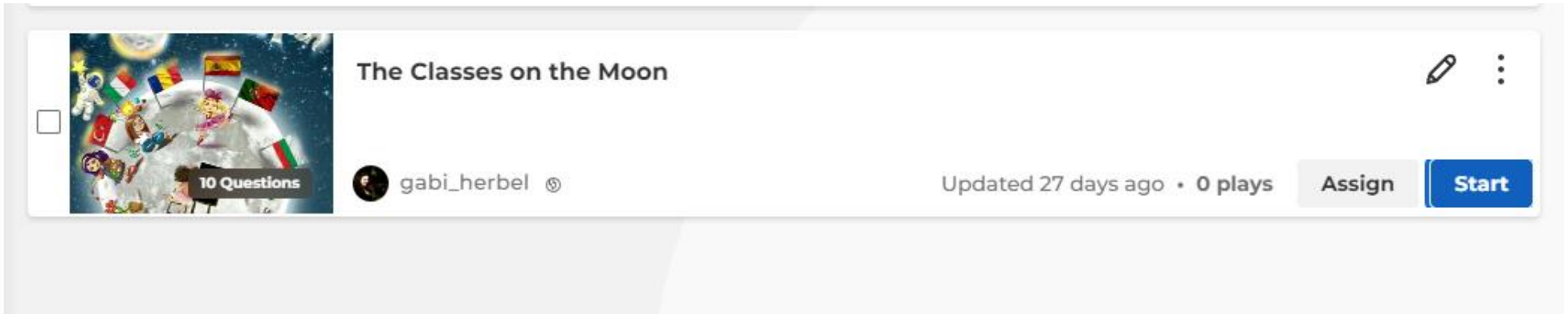
- Add questions
- Add possible answers
- Tick the right answer
- Insert media
- And more!

The screenshot shows the Kahoot! quiz creation interface. At the top, there's a search bar for "Enter kahoot ti..." and a "Settings" button. On the right, there are buttons for "Upgrade", "Themes", "Exit", and "Save". The main area is titled "1 Quiz" and contains a "Question" input field with a "20" timer. Below the question field are "Add question" and "Add slide" buttons. The central area is a large white box with the text "Start typing your question" and a "Find and insert media" section with a plus icon and a list of media icons. Below this is a "or drop an image here to upload" prompt. At the bottom, there are four answer input fields: "Add answer 1" (red), "Add answer 2" (blue), "Add answer 3 (optional)" (yellow), and "Add answer 4 (optional)" (green). A "Add more answers" link is at the bottom center. On the right side, there's a "Themes" panel with a search bar, a "Your themes" section with a plus icon, and a "Free" section with various theme cards: "Standard", "Support Ukraine", "Harvest festival", "Space", "Summer", "Winter", "Spring", and "Professional". The "Professional" section has a plus icon and a dropdown arrow.

Finally save your kahoot!

The screenshot displays the Kahoot! quiz editor interface. At the top, the Kahoot! logo is on the left, and navigation buttons for 'The Classes on...', 'Settings', 'Upgrade', 'Themes', 'Preview', 'Exit', and 'Save' are on the right. The main area shows a quiz slide with the question: "Which are the countries participating in this project?". Below the question is a central image of a poster titled "Erasmus+ Liceul Sanitar Antim Ivireanu Ramnicu Valcea The Cassin on the Moon". Four answer options are presented in colored boxes: a red box with a triangle icon, a blue box with a diamond icon (marked as correct with a green checkmark), a yellow box with a circle icon, and a green box with a square icon. A "Remove" button is visible next to the central image. On the left side, a list of six quiz questions is visible, with the first one being "Which are the co...". At the bottom left, there are buttons for "Add question" and "Add slide". At the bottom center, there is a button for "Add more answers". On the right side, a "Themes" panel is open, showing a list of themes under "Free" (Standard, Support Ukraine, Harvest festival, Space, Summer, Winter, Spring) and "Professional" (Skyscrapers, Technology).

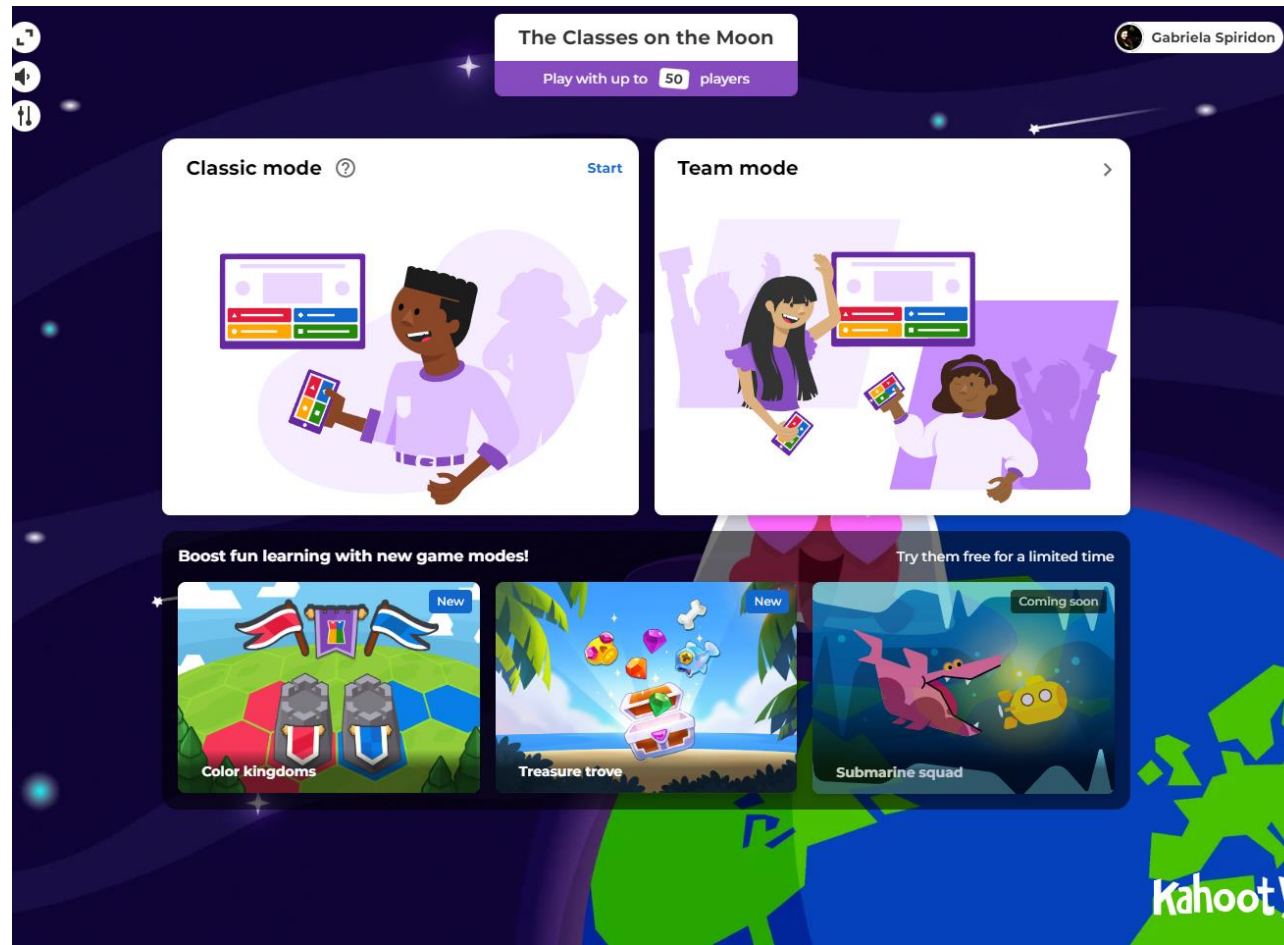
.. And select your kahoot and press “Start”!



The screenshot shows a Kahoot! quiz card with the following details:

- Title:** The Classes on the Moon
- Author:** gabi_herbel
- Duration:** 10 Questions
- Status:** Updated 27 days ago • 0 plays
- Buttons:** Assign (disabled), Start (active)
- Image:** A colorful illustration of a moon with various national flags and astronauts.

Choose “Classic mode”



Now give the game PIN to other players



Let's create new Kahoots!

Enjoy!